



# More Precision

optoNCDT // Laser displacement sensors (triangulation)





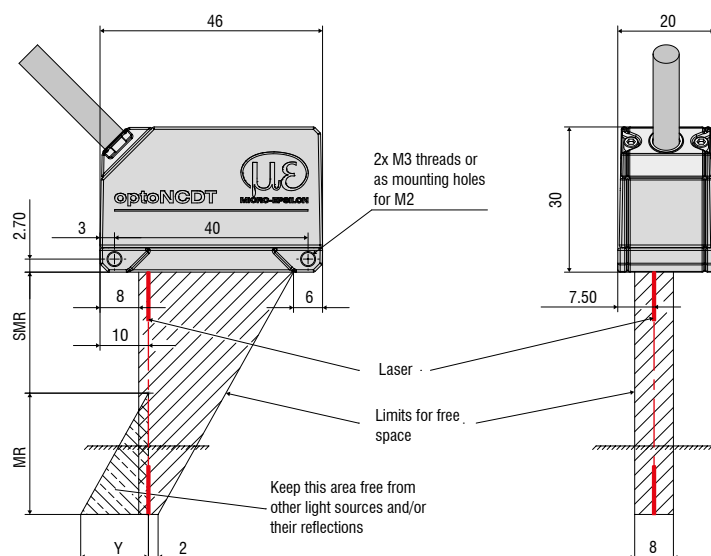
	<b>Ideal for serial and OEM applications</b>
	<b>Compact design with integrated controller</b>
	<b>Measuring rate up to 1 kHz</b>
	<b>Analog output</b>
	<b>Plug &amp; Play via select button</b>
<b>ATC</b>	<b>Auto Target Compensation</b>

The optoNCDT 1220 is a new laser triangulation sensor with compact size for precise displacement, distance and position measurements. This sensor offers high accuracy and adjustable measuring rates up to 1 kHz.

Due to its extremely compact size with integrated controller, the sensor can also be installed in restricted spaces. Its low weight makes this laser sensor ideally suitable for applications where high accelerations occur e.g. on the robot gripper or in industrial printers.

The integrated Auto Target Compensation (ATC) provides stable distance signal control regardless of target color or brightness. Commissioning is quick and easy via function keys or the web interface.

The combination of compact design, versatility and measurement accuracy enables an excellent price/performance ratio, especially in OEM projects involving large quantities.



MR	SMR	Y
10	20	10
25	25	21
50	35	28

Model		ILD1220-10	ILD1220-25	ILD1220-50
Measuring range		10 mm	25 mm	50 mm
Start of measuring range		20 mm	25 mm	35 mm
Mid of measuring range		25 mm	37.5 mm	60 mm
End of measuring range		30 mm	50 mm	85 mm
Measuring rate <sup>1)</sup>		0.25 kHz / 0.5 kHz / 1 kHz		
Linearity		< ± 10 μm	< ± 25 μm	< ± 50 μm
		< ± 0.10 % FSO		
Repeatability <sup>2)</sup>		< 3.7 μm	< 9.2 μm	< 18.4 μm
Temperature stability		± 0.03 % FSO / K		
Light spot diameter (± 10 %)	SMR	90 x 120 μm	100 x 140 μm	90 x 120 μm
	MMR	45 x 40 μm	120 x 130 μm	230 x 240 μm
	EMR	140 x 160 μm	390 x 500 μm	630 x 820 μm
	smallest diameter	45 x 40 μm with 24 mm	55 x 50 μm with 31 mm	70 x 65 μm with 42 mm
Light source		Semiconductor laser < 1 mW, 670 nm (red)		
Laser safety class		Class 2 in accordance with DIN EN 60825-1 : 2015-07		
Permissible ambient light <sup>3)</sup>		20,000 lx		
Supply voltage		11 ... 30 VDC		
Power consumption		< 2 W (24 V)		
Analog output		4 ... 20 mA (freely scalable within the measuring range)		
Switching output		1 x error output npn, pnp, push pull		
Connection		integrated cable 2 m, open ends, minimum bending radius 30 mm (fixed installation)		
Mounting		Screw connection via two mounting holes		
Temperature range	Storage	-20 ... +70 °C (non-condensing)		
	Operation	0 ... +50 °C (non-condensing)		
Shock (DIN-EN 60068-2-29)		15 g / 6 ms in 3 axes		
Vibration (DIN-EN 60068-2-6)		20 g / 20 ... 500 Hz		
Protection class (DIN-EN 60529)		IP65		
Material		Aluminum housing		
Weight		approx. 30 g (without cable), approx. 110 g (incl. cable)		
Control and display elements		Select button for zero / teach / factory settings web interface for setup <sup>4)</sup> 2 x 3 color LEDs for power and status		

FSO = Full Scale Output

SMR = start of measuring range; MMR = midrange; EMR = end of measuring range

<sup>1)</sup> Factory setting 1 kHz; modifying the factory settings requires the IF2001/USB converter (optionally available)

<sup>2)</sup> Measuring rate 1 kHz, median 9

<sup>3)</sup> Illuminant: light bulb

<sup>4)</sup> Connection to PC via IF2001/USB (optionally available)

**Accessories for all optoNCDT Series****Power supply**

- PS 2020 (power supply 24 V / 2.5 A, input 100 - 240 VAC, output 24 VDC / 2.5 A, mounting onto symmetrical standard rail 35 mm x 7.5 mm, DIN 50022)

**Controller unit for evaluation and signal conversion**

- C-Box/2A (controller for conversion and evaluation of up to 2 sensor signals)

**Interface card**

- IF2008PCI / IF2008PCle (interface card for multiple signal processing; analog and digital interfaces)

**USB converter**

- IF2001/USB RS422/USB converter (converter for digital signals in USB)

**USB converter**

- IF2004/USB 4-channel RS422/USB converter (converter for up to 4 digital signals in USB)

**Accessories for optoNCDT 1320 / 1420 / 1402CL1****Supply and output cable (drag-chain suitable)**

- PCF1420-1/I (1 m, output 4 ... 20 mA)
- PCF1420-1/I(01) (1 m, output 4...20 mA)
- PCF1420-3/I (3 m, output 4 ... 20 mA)
- PCF1420-6/I (6 m, output 4 ... 20 mA)
- PCF1420-10/I (10 m, output 4 ... 20 mA)
- PCF1420-15/I (15 m, output 4 ... 20 mA)
- PCF1420-3/U (3 m, with integrated resistor, output 1 ... 5 VDC)\*
- PCF1420-6/U (6 m, with integrated resistor, output 1 ... 5 VDC)\*
- PCF1420-10/U (10 m, with integrated resistor, output 1 ... 5 VDC)\*
- PCF1420-15/U (15 m, with integrated resistor, output 1 ... 5 VDC)\*
- PCF1420-3/IF2008 (3 m, interface and supply cable)
- PCF1420-6/IF2008 (6 m, interface and supply cable)
- PCF1420-10/IF2008 (10 m, interface and supply cable)
- PCF1420-3/C-Box (3 m)

\* on request with output 2 ...10 VDC

**Supply and output cable, suitable for use with robots**

(available in 90° version)

- PCR 1402-3/I (3 m)
- PCR 1402-6/I (6 m)
- PCR 1402-8/I (8 m)

**Accessories for optoNCDT 1610/1630****Supply and output cable**

- PC1605-3 (3 m)
- PC1605-6 (6 m)
- PC1607-5/BNC (5 m, BNC connector)

**Accessories for optoNCDT****1750 / 1750LL / 1750BL / 1750DR / 1710 / 1710BL****Supply and output cable (drag-chain suitable)**

- PC1700-3 (3 m)
- PC1700-10 (10 m)
- PC1700-10/IF2008 (10 m, for use with interface card IF2008)
- PC1750-3/C-Box (3 m)
- PC1750-6/C-Box (6 m)
- PC1750-9/C-Box (9 m)

**Supply and output cable (suitable for use with robots)**

- PCR1700-5 (5 m)
- PCR1700-10 (10 m)

**Supply and output cables for temperatures up to 200 °C**

- PC1700-3/OE/HT (3 m)
- PC1700-6/OE/HT (6 m)
- PC1700-15/OE/HT (15 m)

**Protection housing**

- SGH model (sizes S and M)
- SGHF model (sizes S and M)
- SGHF-HT model

**Accessories for optoNCDT****2300 / 2300LL / 2300BL / 2300-2DR****Supply and output cable**

- PC2300-0,5Y (connection cable to PC or PLC; for operation a PC2300-3/SUB-D will be required)
  - PC2300-3/SUB-D (3 m; for operation a PC2300-0,5Y will be required)
  - PC2300-3/IF2008 (interface and supply cable)
  - PC2300-3/OE (3 m)
  - PC2300-6/OE (6 m)
  - PC2300-9/OE (9 m)
  - PC2300-15/OE (15 m)
  - PC2300-3/C-Box/RJ45 (3 m)
- \* other cable lengths on request

**Protection housing**

- SGH model (sizes S and M)
- SGHF model (sizes S and M)
- SGHF-HT model

**Supply and output cables for temperatures up to 200 °C**

- PC2300-3/OE/HT (3 m)
- PC2300-6/OE/HT (6 m)
- PC2300-9/OE/HT (9 m)
- PC2300-15/OE/HT (15 m)



### optoNCDT Demo Tool

The scope of supply includes a software for easy sensor configuration. The settings can be implemented conveniently via a Windows user interface on the PC. The sensor parameters are transmitted to the sensor via the serial port and can also be saved if required. The software is available as single and multi-channel version. The sensor is connected to the PC via the sensor cable using a USB converter. [for any ILD sensor]

### Free download

Download free of charge from [www.micro-epsilon.com/download](http://www.micro-epsilon.com/download): software, driver and well-documented driver DLL for easy sensor integration in existing or customer software.

### Protection housing for harsh environments

To protect the laser sensors in extreme environments, individual protective housings are available for all sensor models. There are three different models:

#### SGH model:

Completely enclosed housing with an integrated front window, where the sensor measures through the window. The water-resistant housing provides protection against solvents and detergents.

#### SGHF model:

With window and compressed-air connection ideal for high ambient temperatures. The integrated air cooling of the housing offers optimum protection for the sensor.

#### SGHF-HT model

This water-cooled protection housing with window and compressed-air connection is designed for measurement tasks in ambient temperatures up to 200 °C.

Suitable for all long-range sensors

optoNCDT 1710

optoNCDT 1750-500 and optoNCDT 1750-750

optoNCDT 2310

optoNCDT 2300 - 200

Maximum ambient temperature 200 °C

Maximum temperature of cooling water  $T(\max) = 10\text{ °C}$

Minimum water flow rate  $Q(\min) = 3\text{ liters/min}$



**SGHx ILD size S (140x140x71 mm)**  
for optoNCDT 1750 / 2300 dimensions 97x75 mm

**SGHx ILD size M (140x180x71 mm)**  
for optoNCDT 1750 / 2300 dimensions 150x80 mm

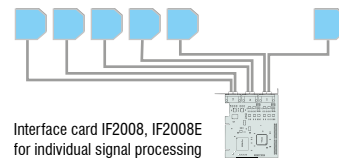



### IF2008PCI/IF2008 PCIe - PCI Interface card

The IF2008 interface card is designed for installation in PCs and enables the synchronous capture of four digital sensor signals and two encoders. The IF2008E expansion board enables the acquisition of two digital sensor signals, two analog sensor signals and eight I/O signals. The absolutely synchronous data acquisition plays an important role particularly for planarity or thickness measurement tasks. The data are stored in a FIFO memory in order to enable resource-saving processing in blocks in the PC.

#### Special features

- 4x digital signals and 2x encoders with IF2008 basic PCB
- 2x digital signals, 2x analog signals and 8x I/O signals with IF2008E expansion board
- 6x digital signals, 2x encoders, 2x analog signals and 8x I/O signals together with IF2008E
- FIFO data memory
- Synchronous data acquisition



### IF2001/USB converter RS422 to USB

The RS422/USB converter transforms digital signals from a laser-optical sensor into a USB data packet. The sensor and the converter are connected via the RS422 interface of the converter. Data output is done via USB interface. The converter loops through further signals and functions such as laser on/off, switch signals and function output. The connected sensors and the converter can be programmed through software.



### IF2004/USB: 4-channel converter from RS422 to USB

The RS422/USB converter is used for transforming digital signals from up to four optical sensors into USB data signals. The converter has four trigger inputs and a trigger output for connecting additional converters. Data is output via an USB interface. The connected sensors and the converter can be programmed through software.

#### Special features

- 4x digital signals via RS422
- 4x trigger inputs, 1x trigger output
- Synchronous data acquisition
- Data output via USB



### C-Box/2A Controller for conversion and evaluation of up to two sensor signals

C-Box/2A is used for fast D/A conversion of two digital input signals or for evaluating two digital sensor signals. The controller is compatible with the optoNCDT 2300 laser triangulation sensors. Output of the sensor signals is possible via two configurable analog outputs, Ethernet or USB. Handling of the C-Box/2A and of the connected sensors are performed via web interface. Averaging functions, thickness, diameter, step and inclinations can be calculated. The D/A conversion is executed at 16 bit and max. 70 kHz.



## Sensors and Systems from Micro-Epsilon




Sensors and systems for displacement, distance and position



Sensors and measurement devices for non-contact temperature measurement




Measuring and inspection systems for metal strips, plastics and rubber



Optical micrometers and fiber optics, measuring and test amplifiers



Color recognition sensors, LED analyzers and inline color spectrometers



3D measurement technology for dimensional testing and surface inspection