










# More Precision

optoNCDT // Laser displacement sensors (triangulation)





- 
**Ideal for serial and OEM applications**
- 
**Compact design with integrated controller**
- 
**Measuring rate up to 4 kHz**
- 
**Analog (U/I) and digital output**
- 
**Trigger input / teach-in zero-setting / mastering**
- 
**Configuration via web interface or Plug & Play**
- 
**Application-specific presets and individual setups**
- ATC** **Auto Target Compensation**

The optoNCDT 1420 offers a unique combination of speed, size, performance and application versatility in the range of compact triangulation sensors. The sensor with integrated controller is used in restricted installation space or dynamic applications. The selectable connector type, i.e. cable or pigtail, together with compact size reduce the sensor installation effort to a minimum.

The Auto Target Compensation (ATC) provides stable distance signal control. The high-performance optical system projects the small light spot sharply onto the measurement object which enables to even detect smallest components and every little detail reliably.

**Highest precision in a minimum of space**

Compact size combined with low weight opens up new fields of application. Analog and digital output signals enable to integrate the sensor into plant or machine control systems. The triangulation sensor achieves a high measurement accuracy with measuring rates of up to 4 kHz.

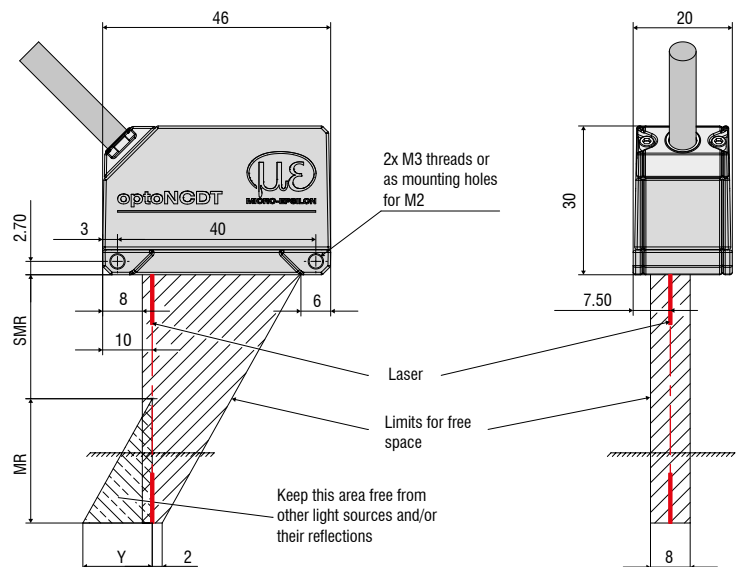
**Unique ease of use, individual results**

All optoNCDT 1420 models are operated using an extended web interface. The settings for the measurement task can be quickly selected using predefined presets. The quality slider enables the sensor to be adapted to static and dynamic processes.

Up to eight user-specific sensor settings can be stored and exported in the setup management. The video signal display, the signal peak selection and a freely adjustable signal averaging enable to optimize the measurement task.

The ROI function (region of interest) allows e.g. for interfering signals in the background to be filtered out. The remaining signal peak is optimally corrected.

MR	SMR	Y
10	20	10
25	25	21
50	35	28
100	50	46
200	60	70
500	100	190



Model		ILD1420-10	ILD1420-25	ILD1420-50	ILD1420-100	ILD1420-200	ILD1420-500
Measuring range		10 mm	25 mm	50 mm	100 mm	200 mm	500 mm
Start of measuring range	SMR	20 mm	25 mm	35 mm	50 mm	60 mm	100 mm
Mid of measuring range	MMR	25 mm	37.5 mm	60 mm	100 mm	160 mm	350 mm
End of measuring range	EMR	30 mm	50 mm	85 mm	150 mm	260 mm	600 mm
Linearity		$\leq \pm 8 \mu\text{m}$	$\leq \pm 20 \mu\text{m}$	$\leq \pm 40 \mu\text{m}$	$\leq \pm 80 \mu\text{m}$	$\leq \pm 160 \mu\text{m}$	$\leq \pm 500 \mu\text{m}$
		$\leq \pm 0.08 \% \text{ FSO}$					$\leq \pm 0.1 \% \text{ FSO}$
Repeatability <sup>1)</sup>		0.5 $\mu\text{m}$	1 $\mu\text{m}$	2 $\mu\text{m}$	4 $\mu\text{m}$	8 $\mu\text{m}$	20 ... 40 $\mu\text{m}$
Measuring rate <sup>2)</sup>		0.25 kHz / 0.5 kHz / 1 kHz / 2 kHz / 4 kHz					
Light source		Semiconductor laser < 1 mW, 670 nm (red)					
Permissible ambient light		50,000 lx			30,000 lx	10,000 lx	
Spot diameter $\pm 10 \%$	SMR	90 x 120 $\mu\text{m}$	100 x 140 $\mu\text{m}$	90 x 120 $\mu\text{m}$	750 x 1100 $\mu\text{m}$	750 x 1100 $\mu\text{m}$	750 x 1100 $\mu\text{m}$
	MMR	45 x 40 $\mu\text{m}$	120 x 130 $\mu\text{m}$	230 x 240 $\mu\text{m}$			
	EMR	140 x 160 $\mu\text{m}$	390 x 500 $\mu\text{m}$	630 x 820 $\mu\text{m}$	-	-	-
	smallest diameter	45 x 40 $\mu\text{m}$ with 24 mm	55 x 50 $\mu\text{m}$ with 31 mm	70 x 65 $\mu\text{m}$ with 42 mm	-	-	-
Protection class		IP65					
Laser safety class		Class 2 in accordance with DIN EN 60825-1 : 2008-05					
Temperature stability		$\pm 0.03 \% \text{ FSO}/^\circ\text{C}$					
Operating temperature		0 ... +50 $^\circ\text{C}$ (non-condensing)					
Storage temperature		-20 ... +70 $^\circ\text{C}$ (non-condensing)					
Control inputs/outputs		1x HTL Multifunction input Trigger in / zero setting / mastering / teach (1x error output npn, pnp, push pull) 1x HTL Laser on/off;					
Measurement value output	analog	4 ... 20 mA (1 ... 5 V with cable PCF1420-3/U); 12 bit; freely scalable within the measuring range <sup>3)</sup>					
	digital	RS422 / 16 bit					
Vibration		20 g / 20 ... 500 Hz (in accordance with IEC 60068-2-6)					
Shock		15 g / 6 ms / 3 axes (in accordance with IEC 60068-2-29)					
Weight	with 3 m cable	approx. 145 g					
	with pigtail	approx. 60 g					
Display		2 x 3 color LEDs for power and status					
Operation	Key	Select button for zero / teach / factory settings					
	Web interface	application-specific presets; peak selection, video signal; freely selectable averaging possibilities; data reduction; setup management <sup>4)</sup>					
Supply voltage		11 ... 30 VDC					
Power consumption		< 2 W (24 V)					
Sensor cable		3 m integrated, open ends					
		0.3 m pigtail with 12-pole M12 connector					
Controller		integrated signal processor					
Electromagnetic compatibility (EMC)		EN 61 000-6-3 / DIN EN 61326-1 (Class B)					
		EN 61 000-6-2 / DIN EN 61326-1					

FSO = Full Scale Output; The specified data apply to a white, diffuse reflecting surface (reference: ceramics);

SMR = start of measuring range; MMR = midrange; EMR = end of measuring range

<sup>1)</sup> Measuring rate 2 kHz, median 9

<sup>2)</sup> Factory setting 2 kHz; modifying the factory settings requires the IF2001/USB converter (optionally available)

<sup>3)</sup> The D/A conversion is executed with 12 bit

<sup>4)</sup> Connection to PC via IF2001/USB (optionally available)

**Accessories for all optoNCDT Series****Power supply**

- PS 2020 (power supply 24 V / 2.5 A, input 100 - 240 VAC, output 24 VDC / 2.5 A, mounting onto symmetrical standard rail 35 mm x 7.5 mm, DIN 50022)

**Controller unit for evaluation and signal conversion**

- C-Box/2A (controller for conversion and evaluation of up to 2 sensor signals)

**Interface card**

- IF2008PCI / IF2008PCle (interface card for multiple signal processing; analog and digital interfaces)

**USB converter**

- IF2001/USB RS422/USB converter (converter for digital signals in USB)

**USB converter**

- IF2004/USB 4-channel RS422/USB converter (converter for up to 4 digital signals in USB)

**Accessories for optoNCDT 1320 / 1420 / 1402CL1****Supply and output cable (drag-chain suitable)**

- PCF1420-1/I (1 m, output 4 ... 20 mA)
- PCF1420-1/I(01) (1 m, output 4...20 mA)
- PCF1420-3/I (3 m, output 4 ... 20 mA)
- PCF1420-6/I (6 m, output 4 ... 20 mA)
- PCF1420-10/I (10 m, output 4 ... 20 mA)
- PCF1420-15/I (15 m, output 4 ... 20 mA)
- PCF1420-3/U (3 m, with integrated resistor, output 1 ... 5 VDC)\*
- PCF1420-6/U (6 m, with integrated resistor, output 1 ... 5 VDC)\*
- PCF1420-10/U (10 m, with integrated resistor, output 1 ... 5 VDC)\*
- PCF1420-15/U (15 m, with integrated resistor, output 1 ... 5 VDC)\*
- PCF1420-3/IF2008 (3 m, interface and supply cable)
- PCF1420-6/IF2008 (6 m, interface and supply cable)
- PCF1420-10/IF2008 (10 m, interface and supply cable)
- PCF1420-3/C-Box (3 m)

\* on request with output 2 ...10 VDC

**Supply and output cable, suitable for use with robots**

(available in 90° version)

- PCR 1402-3/I (3 m)
- PCR 1402-6/I (6 m)
- PCR 1402-8/I (8 m)

**Accessories for optoNCDT 1610/1630****Supply and output cable**

- PC1605-3 (3 m)
- PC1605-6 (6 m)
- PC1607-5/BNC (5 m, BNC connector)

**Accessories for optoNCDT****1750 / 1750LL / 1750BL / 1750DR / 1710 / 1710BL****Supply and output cable (drag-chain suitable)**

- PC1700-3 (3 m)
- PC1700-10 (10 m)
- PC1700-10/IF2008 (10 m, for use with interface card IF2008)
- PC1750-3/C-Box (3 m)
- PC1750-6/C-Box (6 m)
- PC1750-9/C-Box (9 m)

**Supply and output cable (suitable for use with robots)**

- PCR1700-5 (5 m)
- PCR1700-10 (10 m)

**Supply and output cables for temperatures up to 200 °C**

- PC1700-3/OE/HT (3 m)
- PC1700-6/OE/HT (6 m)
- PC1700-15/OE/HT (15 m)

**Protection housing**

- SGH model (sizes S and M)
- SGHF model (sizes S and M)
- SGHF-HT model

**Accessories for optoNCDT****2300 / 2300LL / 2300BL / 2300-2DR****Supply and output cable**

- PC2300-0,5Y (connection cable to PC or PLC; for operation a PC2300-3/SUB-D will be required)
  - PC2300-3/SUB-D (3 m; for operation a PC2300-0,5Y will be required)
  - PC2300-3/IF2008 (interface and supply cable)
  - PC2300-3/OE (3 m)
  - PC2300-6/OE (6 m)
  - PC2300-9/OE (9 m)
  - PC2300-15/OE (15 m)
  - PC2300-3/C-Box/RJ45 (3 m)
- \* other cable lengths on request

**Protection housing**

- SGH model (sizes S and M)
- SGHF model (sizes S and M)
- SGHF-HT model

**Supply and output cables for temperatures up to 200 °C**

- PC2300-3/OE/HT (3 m)
- PC2300-6/OE/HT (6 m)
- PC2300-9/OE/HT (9 m)
- PC2300-15/OE/HT (15 m)



### optoNCDT Demo Tool

The scope of supply includes a software for easy sensor configuration. The settings can be implemented conveniently via a Windows user interface on the PC. The sensor parameters are transmitted to the sensor via the serial port and can also be saved if required. The software is available as single and multi-channel version. The sensor is connected to the PC via the sensor cable using a USB converter. [for any ILD sensor]

### Free download

Download free of charge from [www.micro-epsilon.com/download](http://www.micro-epsilon.com/download): software, driver and well-documented driver DLL for easy sensor integration in existing or customer software.

### Protection housing for harsh environments

To protect the laser sensors in extreme environments, individual protective housings are available for all sensor models. There are three different models:

#### SGH model:

Completely enclosed housing with an integrated front window, where the sensor measures through the window. The water-resistant housing provides protection against solvents and detergents.

#### SGHF model:

With window and compressed-air connection ideal for high ambient temperatures. The integrated air cooling of the housing offers optimum protection for the sensor.

#### SGHF-HT model

This water-cooled protection housing with window and compressed-air connection is designed for measurement tasks in ambient temperatures up to 200 °C.

Suitable for all long-range sensors

optoNCDT 1710

optoNCDT 1750-500 and optoNCDT 1750-750

optoNCDT 2310

optoNCDT 2300 - 200

Maximum ambient temperature 200 °C

Maximum temperature of cooling water  $T(\max) = 10\text{ °C}$

Minimum water flow rate  $Q(\min) = 3\text{ liters/min}$



**SGHx ILD size S (140x140x71 mm)**  
for optoNCDT 1750 / 2300 dimensions 97x75 mm

**SGHx ILD size M (140x180x71 mm)**  
for optoNCDT 1750 / 2300 dimensions 150x80 mm

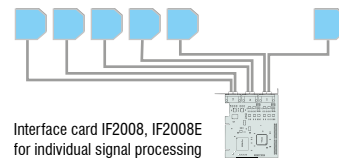



### IF2008PCI/IF2008 PCIe - PCI Interface card

The IF2008 interface card is designed for installation in PCs and enables the synchronous capture of four digital sensor signals and two encoders. The IF2008E expansion board enables the acquisition of two digital sensor signals, two analog sensor signals and eight I/O signals. The absolutely synchronous data acquisition plays an important role particularly for planarity or thickness measurement tasks. The data are stored in a FIFO memory in order to enable resource-saving processing in blocks in the PC.

#### Special features

- 4x digital signals and 2x encoders with IF2008 basic PCB
- 2x digital signals, 2x analog signals and 8x I/O signals with IF2008E expansion board
- 6x digital signals, 2x encoders, 2x analog signals and 8x I/O signals together with IF2008E
- FIFO data memory
- Synchronous data acquisition



### IF2001/USB converter RS422 to USB

The RS422/USB converter transforms digital signals from a laser-optical sensor into a USB data packet. The sensor and the converter are connected via the RS422 interface of the converter. Data output is done via USB interface. The converter loops through further signals and functions such as laser on/off, switch signals and function output. The connected sensors and the converter can be programmed through software.



### IF2004/USB: 4-channel converter from RS422 to USB

The RS422/USB converter is used for transforming digital signals from up to four optical sensors into USB data signals. The converter has four trigger inputs and a trigger output for connecting additional converters. Data is output via an USB interface. The connected sensors and the converter can be programmed through software.

#### Special features

- 4x digital signals via RS422
- 4x trigger inputs, 1x trigger output
- Synchronous data acquisition
- Data output via USB



### C-Box/2A Controller for conversion and evaluation of up to two sensor signals

C-Box/2A is used for fast D/A conversion of two digital input signals or for evaluating two digital sensor signals. The controller is compatible with the optoNCDT 2300 laser triangulation sensors. Output of the sensor signals is possible via two configurable analog outputs, Ethernet or USB. Handling of the C-Box/2A and of the connected sensors are performed via web interface. Averaging functions, thickness, diameter, step and inclinations can be calculated. The D/A conversion is executed at 16 bit and max. 70 kHz.



## Sensors and Systems from Micro-Epsilon




Sensors and systems for displacement, distance and position



Sensors and measurement devices for non-contact temperature measurement




Measuring and inspection systems for metal strips, plastics and rubber



Optical micrometers and fiber optics, measuring and test amplifiers



Color recognition sensors, LED analyzers and inline color spectrometers



3D measurement technology for dimensional testing and surface inspection